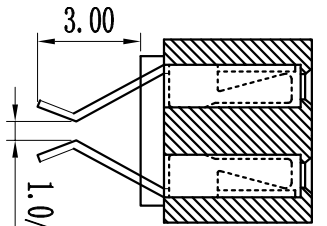
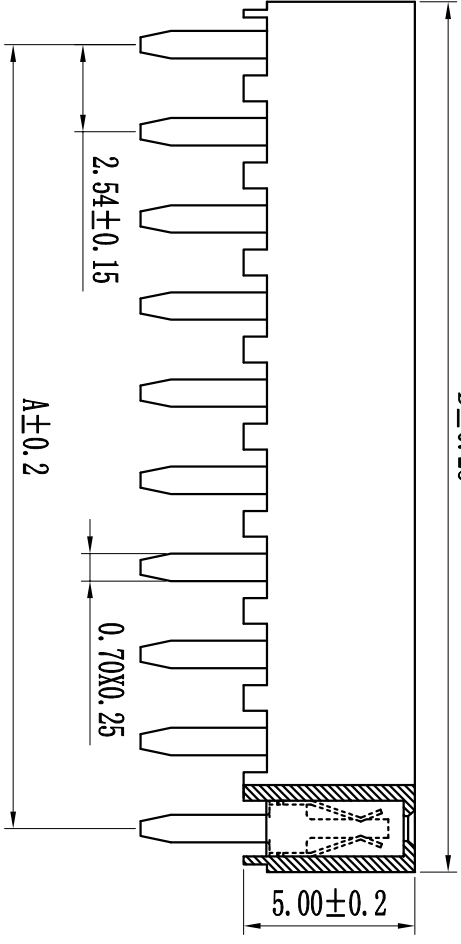
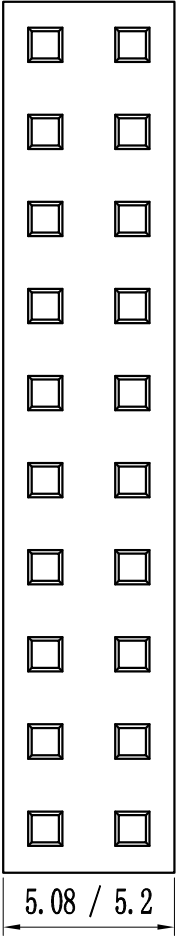
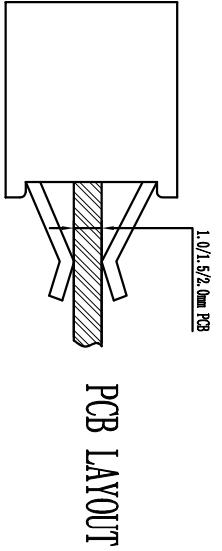


Pin#	尺寸A	尺寸B
2x2	2.54	5.48
2x3	5.08	8.02
2x4	7.62	10.56
2x5	10.16	13.10
2x6	12.70	15.64
2x7	15.24	18.18
2x8	17.78	20.72
2x9	20.32	23.26
2x10	22.86	25.80
2x11	25.40	28.34
2x12	27.94	30.88
2x13	30.48	33.42
2x14	33.02	35.96
2x15	35.56	38.50
2x16	38.10	41.04
2x17	40.64	43.58
2x18	43.18	46.12
2x19	45.72	48.66
2x20	48.26	51.20
2x21	50.80	53.74
2x22	53.34	56.28
2x23	55.88	58.82
2x24	58.42	61.36
2x25	60.96	63.90
2x26	63.50	66.44
2x27	66.04	68.98
2x28	68.58	71.52
2x29	71.12	74.06
2x30	73.66	76.60
2x31	76.20	79.14
2x32	78.74	81.68
2x33	81.28	84.22
2x34	83.82	86.76
2x35	86.36	89.30
2x36	88.90	91.84
2x37	91.44	94.38
2x38	93.98	96.92
2x39	96.52	99.46
2x40	99.06	102.00



技术规范:
 额定电流 : 3AMP
 适用温度 : -40°C to +105°C
 接触电阻 : 20m Ω Max
 绝缘电阻 : 1000M Ω Min
 耐电压 : AC 1000V

绝缘材料 : Polyester (UL94V-0)
 Standard:PBT
 端子材质 : Bronze
 电镀规范 : Au or Sn Over 50u" Ni



焊脚类别	间距	长度	焊盘	焊丝	焊脚	角度	端子	备注
a-1.0mm	1.0mm	2.54mm	1-焊脚	B-10°	12.5mm	11.0mm	1-0.8/0.6 (双翅)	
b-1.0mm	1.0mm	2.54mm	2-焊脚	B-30°	11.0mm	1-0.8/0.6 (双翅)		
c-1.27mm	1.27mm	3.40mm	3-焊脚	C-70°	12.5mm	2-2.8/2.0 (双翅)		
d-2.0mm	2.0mm	4.0mm	4-焊脚	D-10°	12.5mm	2-2.8/2.0 (双翅)		
e-2.0mm	2.0mm	4.0mm		D-70°	11.5mm	2-2.8/2.0 (双翅)		
f-3.0mm	3.0mm			F-90°	100-非焊接端子	其它另做说明		
h-5.0mm	5.0mm			H-90°	100-非焊接口端子			
i-5.0mm	5.0mm			H-90°	100-非焊接口端子	其它另做说明		
				H-90°		注: 长插脚以插脚计		

TOLERANCE:		
X	±0.00X	
X	±0.20	
XX	±0.10	
ANG.		

STG 上海狮拓电子科技有限公司

THIRD ANGLE PROJECTION

客户确认

姓名	_____
日期	_____
审核	_____
日期	_____
□ 承接	日期 _____
□ 退回	日期 _____

2.54mm双排母, 夹板式, 塑高5.0mm U型端子
 Spec: 2.54mm Female Header, Dual Row, Saddle
 Positions: 2X2*2X40
 Plastics Height: 5.0mm