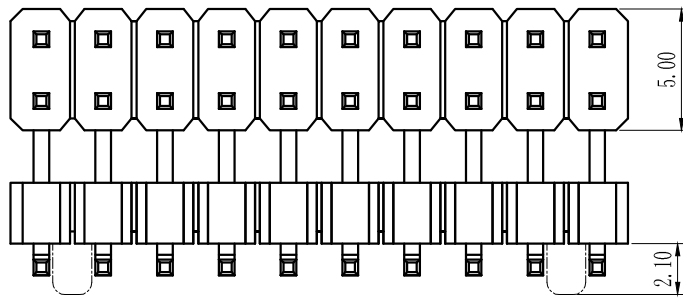
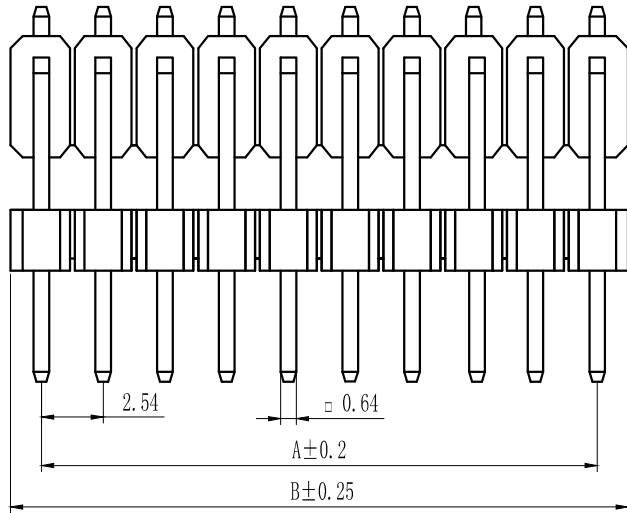

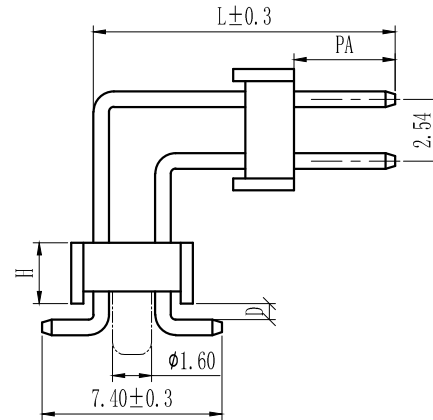
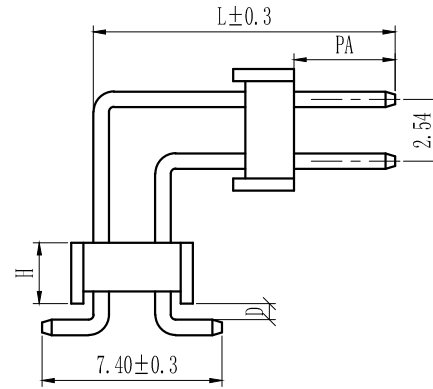
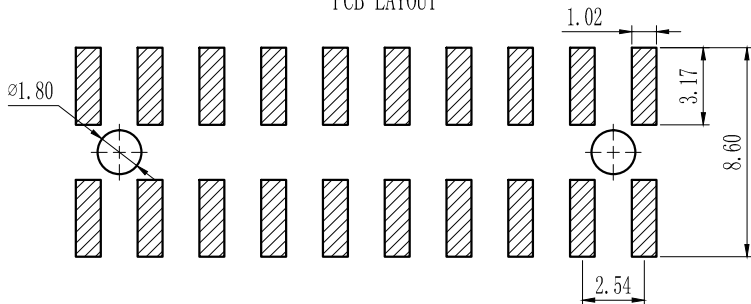


Pin数	尺寸A	尺寸B
1		2.54
2	2.54	5.08
3	5.08	7.62
4	7.62	10.16
5	10.16	12.70
6	12.70	15.24
7	15.24	17.78
8	17.78	20.32
9	20.32	22.86
10	22.86	25.40
11	25.40	27.94
12	27.94	30.48
13	30.48	33.02
14	33.02	35.56
15	35.56	38.10
16	38.10	40.64
17	40.64	43.18
18	43.18	45.72
19	45.72	48.26
20	48.26	50.80
21	50.80	53.34
22	53.34	55.88
23	55.88	58.42
24	58.42	60.96
25	60.96	63.50
26	63.50	66.04
27	66.04	68.58
28	68.58	71.12
29	71.12	73.66
30	73.66	76.20
31	76.20	78.74
32	78.74	81.28
33	81.28	83.82
34	83.82	86.36
35	86.36	88.90
36	88.90	91.44
37	91.44	93.98
38	93.98	96.52
39	96.52	99.06
40	99.06	101.60



PCB LAYOUT



技术规范:
 额定电流 : 3.0AMP
 适用温度 : -40℃to+105℃
 接触电阻 : 20mΩ Max
 绝缘电阻 : 1000MΩ Min
 耐电压 : AC 1000V
 绝缘材料 : Polyester (UL94V-0)
 Standard:PA-6T
 端子材质 : Brass
 电镀规范 : Au or Sn Over 50u" Ni

P a-10-1-2-5p-a-a-s-0									
排针系列	间距	塑高	双塑	单排	PIN位	电镀	材质	角度	备注
	a=0.8mm	1.0-10	1-单塑	1-单排	1~40P/50P	A-1u"	A-PBT	S=180°	0-3.0
	b=1.0mm	1.5-15	2-双塑	2-双排	2~40/50P	B-3u"	B-PA46	R=90°	1-3.0/6.0(双塑)
	c=1.27mm	2.0-20	3-三塑	3-三排	3~40/50P	C-5u"	C-PA6T	M=SMT	2-3.0/3.0(双塑)
	d=2.0mm	2.54-254		4-四排	4~40/50P	D-10u"	D-PA9T	Z-Z型	3-2.8/4.0(双塑)
	e=2.5mm	4.3-43				E-15u"	E-LCP	Y=135°	4-2.6/3.5(双塑)
	f=2.54mm	7.4-74				F-30u"		L=卧式SMT	其它另做说明
	g=3.96mm					S-镀锡			
	h=5.08mm					II-半金锡			

TOLERANCE:

X. ±XXX

.X ±0.20

.XX ±0.10

ANG.



上海狮拓电子科技有限公司

产品名稱:

产品料號:

THIRD ANGLE PROJECTION



簽名 _____

日期 _____

審核 _____

日期 _____

客戶確認

承認 _____ 日期 _____

校閱 _____ 日期 _____

2.54mm双排针, SMT, 双塑 可带内柱
 Spec:2.54mm Pin Header,Single Row,SMT
 Positions: 2X2°2X40