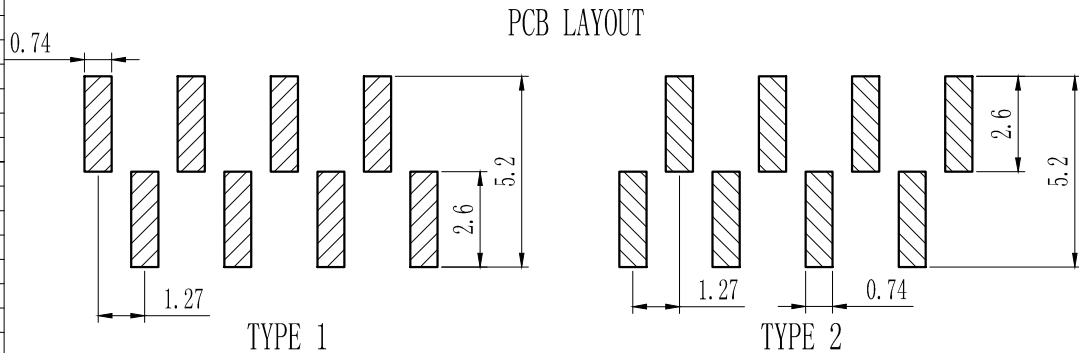
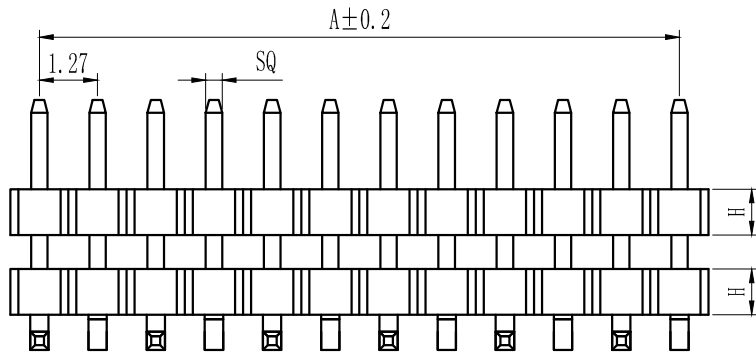
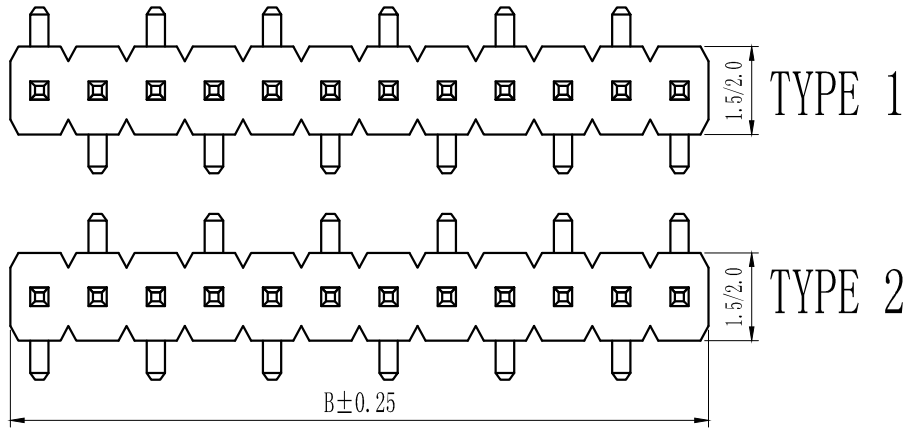

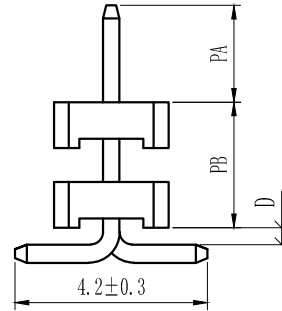


Pin数	尺寸A	尺寸B
1		1.27
2	1.27	2.54
3	2.54	3.81
4	3.81	5.08
5	5.08	6.35
6	6.35	7.62
7	7.62	8.89
8	8.89	10.16
9	10.16	11.43
10	11.43	12.70
11	12.70	13.97
12	13.97	15.24
13	15.24	16.51
14	16.51	17.78
15	17.78	19.05
16	19.05	20.32
17	20.32	21.59
18	21.59	22.86
19	22.86	24.13
20	24.13	25.40
21	25.40	26.67
22	26.67	27.94
23	27.94	29.21
24	29.21	30.48
25	30.48	31.75
26	31.75	33.02
27	33.02	34.29
28	34.29	35.56
29	35.56	36.83
30	36.83	38.10
31	38.10	39.37
32	39.37	40.64
33	40.64	41.91
34	41.91	43.18
35	43.18	44.45
36	44.45	45.72
37	45.72	46.99
38	46.99	48.26
39	48.26	49.53
40	49.53	50.80
41	50.80	52.07
42	52.07	53.34
43	53.34	54.61
44	54.61	55.88
45	55.88	57.15
46	57.15	58.42
47	58.42	59.69
48	59.69	60.96
49	60.96	62.23
50	62.23	63.50



SQ
0.40
0.46



技术规范：
 额定电流：1.0AMP
 适用温度：-40℃to+105℃
 接触电阻：20mΩ Max
 绝缘电阻：1000MΩ Min
 耐电压：AC 500V
 绝缘材料：Polyester (UL94V-0)
 Standard:PA-6T
 端子材质：Brass
 电镀规范：Au or Sn Over 50u" Ni

P a-10-1-2-5p-a-a-s-0									
排针系列	间距	塑高	双塑	单排	PIN位	电镀	材质	角度	备注
	a=0.8mm	1.0-10	1-单塑	1-单排	1~40P/50P	A-1u"	A-PBT	S=180°	0-3.0
	b=1.0mm	1.5-15	2-双塑	2-双排	2~40/50P	B-3u"	B-PA46	R=90°	1-3.0/6.0(双塑)
	c=1.27mm	1.6-16	3-三塑	3-三排	3~40/50P	C-5u"	C-PA6T	M=SMT	2-3.0/3.0(双塑)
	d=2.0mm	1.7-17		4-四排	4~40/50P	D-10u"	D-PA9T	Z-Z型	3-2.8/4.0(双塑)
	e=2.5mm	2.0-20				E-15u"	E-LCP	Y=135°	4-2.6/3.5(双塑)
	f=2.54mm	2.54-25				F=30u"		L=卧式SMT	其它另做说明
	g=3.96mm					S-镀锡			
	h=5.08mm					H-半金锡			

TOLERANCE:

X. ±XXX

.X ±0.20

.XX ±0.10

ANG.



上海狮拓电子科技有限公司

产品名稱:

产品料號:

THIRD ANGLE PROJECTION



簽名: _____

日期: _____

審核: _____

日期: _____

客戶確認

承認 _____ 日期 _____

校閱 _____ 日期 _____

1.27mm单排插针, SMT, 双塑

Spec:1.25mm Board Spacer, Single Row, SMT

Positions: 1X1~1X50