
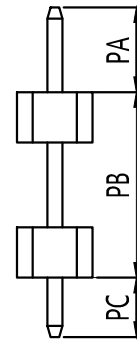
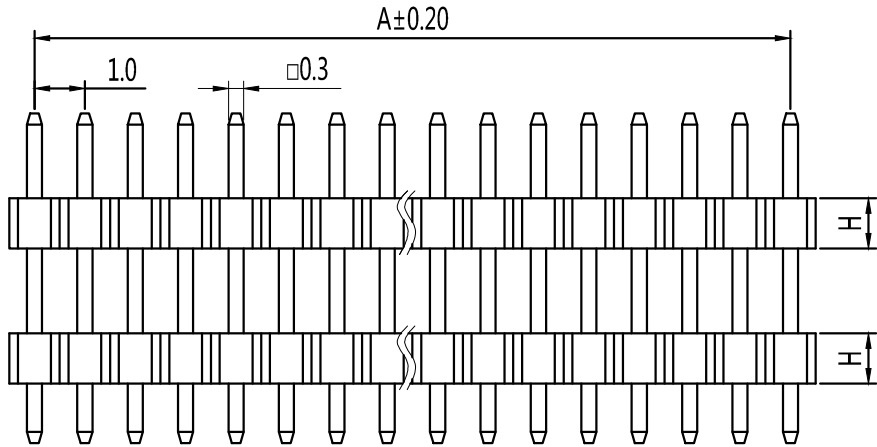
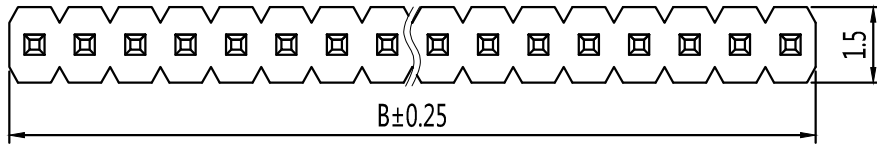
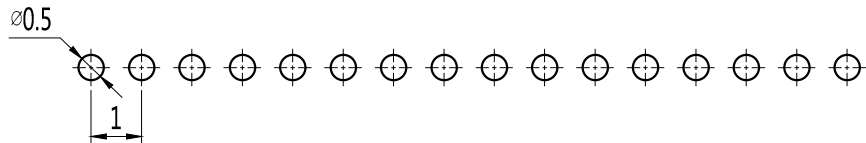


Pin数	尺寸A	尺寸B
2	1.0	2
3	2.0	3.0
4	3.0	4.0
5	4.0	5.0
6	5.0	6.0
7	6.0	7.0
8	7.0	8.0
9	8.0	9.0
10	9.0	10.0
11	10.0	11.0
12	11.0	12.0
13	12.0	13.0
14	13.0	14.0
15	14.0	15.0
16	15.0	16.0
17	16.0	17.0
18	17.0	18.0
19	18.0	19.0
20	19.0	20.0
21	20.0	21.0
22	21.0	22.0
23	22.0	23.0
24	23.0	24.0
25	24.0	25.0
26	25.0	26.0
27	26.0	27.0
28	27.0	28.0
29	28.0	29.0
30	29.0	30.0
31	30.0	31.0
32	31.0	32.0
33	32.0	33.0
34	33.0	34.0
35	34.0	35.0
36	35.0	36.0
37	36.0	37.0
38	37.0	38.0
39	38.0	39.0
40	39.0	40.0
41	40.0	41.0
42	41.0	42.0
43	42.0	43.0
44	43.0	44.0
45	44.0	45.0
46	45.0	46.0
47	46.0	47.0
48	47.0	48.0
49	48.0	49.0
50	49.0	50.0



技术规范:
 额定电流: 0.75AMP
 适用温度: -40°Cto+105°C
 接触电阻: 30mΩ Max
 绝缘电阻: 1000MΩ Min
 耐电压: AC 500V
 绝缘材料: Polyester (UL94V-0)
 Standard:PA-6T
 端子材质: Brass
 电镀规范: Au or Sn Over 50u" Ni

PCB LAYOUT



P a-10-1-2-5p-a-a-s-0									
排针系列	间距	塑高	双塑	单排	PIN位	电镀	材质	角度	备注
	a-0.8mm	1.0-10	1-单塑	1-单排	1~40P/50P	A-1u"	A-PBT	S=180°	0-3.0
	b-1.0mm	1.5-15	2-双塑	2-双排	2~40/50P	B-3u"	B-PA46	R=90°	1-3.0/6.0(双塑)
	c-1.27mm		3-三塑	3-三排	3~40/50P	C-5u"	C-PA6T	M=SMT	2-3.0/3.0(双塑)
	d-2.0mm			4-四排	4~40/50P	D-10u"	D-PA9T	Z=Z型	3-2.8/4.0(双塑)
	e-2.5mm					E-15u"	E-LCP	Y=135°	4-2.6/3.5(双塑)
	f-2.54mm					F-30u"		L=卧式SMT	其它另做说明
	g-3.96mm					S-镀锡			
	h-5.08mm					H-半金锡			

TOLERANCE:
 X. ±XXX
 .X ±0.20
 .XX ±0.10
 ANG.



上海狮拓电子科技有限公司

产品名稱:
 产品料號:

THIRD ANGLE PROJECTION

簽名 _____
 日期 _____
 審核 _____
 日期 _____

客戶確認
 承認 _____ 日期 _____
 駁回 _____ 日期 _____

1.0mm单排针, 180°, 双塑, 塑高1.0/1.5mm
 Spec:1.0mm Dual Plastics, Single Row, Straight
 Positions: 1x1~1x50
 Plastics Height: 1.0/1.5mm